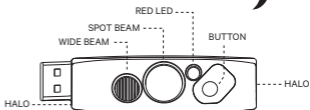


QUOKKA RUN

QUICK START GUIDE



GET STARTED

Quokka comes locked

To unlock hold the button for 5 seconds, light will unlock and turn on at the last used mode.



OPERATION

Turn On / Off: Long press of the button.

Modes: To change between the 4 light modes, use a quick double press of the button.

The modes are:

Combo (Spot with Wide) / Spot Only / Wide Only / Halo.

Brightness & Flash Setting: To adjust the brightness or flash of a mode, use a single press of the button.

The brightness settings for all modes except Halo: High / Medium / Low / High Steady & Halo / High Steady & Halo Flash.

The brightness settings for Halo are:

High / Medium / Low / High Flash / Random Flash.

CHARGING

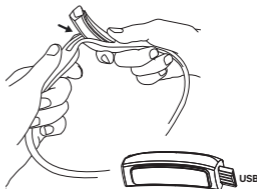
Fully charge the Quokka before first use.

To charge, take the light out of the silicone strap.

Pop out left side of the light first (to avoid damaging the usb on right side).

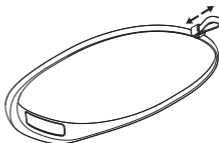
Then charge in any USB charge port.

Charge time: 3.3 hr.



HEADSTRAP


Secure the band with adjustable strap toggle. Once you've found your size you can set and forget.



BATTERY INDICATOR

When the light is turned on/off the Red LED will flash twice to indicate battery is Low.

When charging, the Red LED is on. Once fully charged, the Red charging LED turns off.

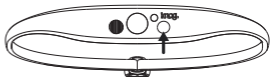


LOCK BUTTON

TO LOCK:

If light is off: After 1 second of holding button, the light will turn on, if button is held for an additional 4 seconds the Spot LED will flash 3 times to indicate the light is locked.

If light is on: After 1 second of holding button, the light will turn off, if button is held for an additional 4 seconds the Spot LED will flash 3 times to indicate the light is locked.



TO UNLOCK:

Hold button for 5 seconds, light will unlock and turn on in the last used mode.

Modes / Lumen	Max Lumen Runtime	Min Lumen Runtime
Combo 100 Lm	2.5 hr	25 hr
Spot 75 Lm	4 hr	24 hr
Wide 20 Lm	10 hr	46 hr
Halo 12 Lm	6.5 hr	36 hr

CARE & MAINTENANCE

To clean: wipe with damp, lint-free cloth, don't use harsh chemicals, air dry, don't sun dry.

WARRANTY

The light is guaranteed for 2 years against manufacturing defects only. The battery is guaranteed for 6 months against manufacturing defects only. See the website for more details. KNOG.COM.AU